

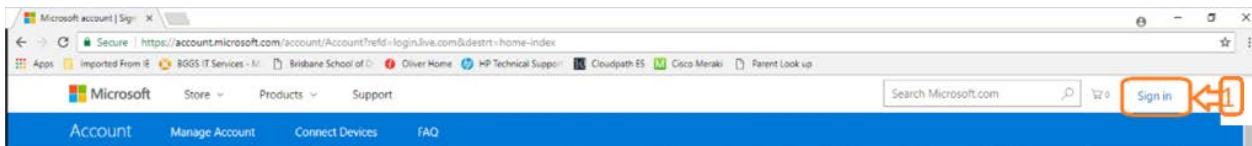


BRISBANE GIRLS GRAMMAR SCHOOL

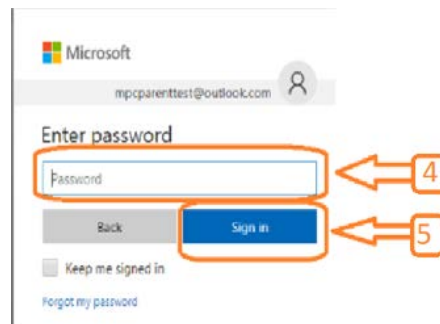
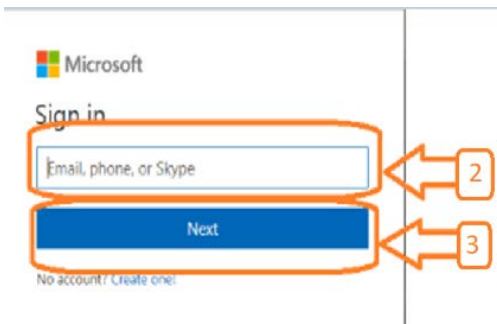
Setting up Parental Controls via Microsoft Account

Sign into your Parent Microsoft account: <https://account.microsoft.com/account>

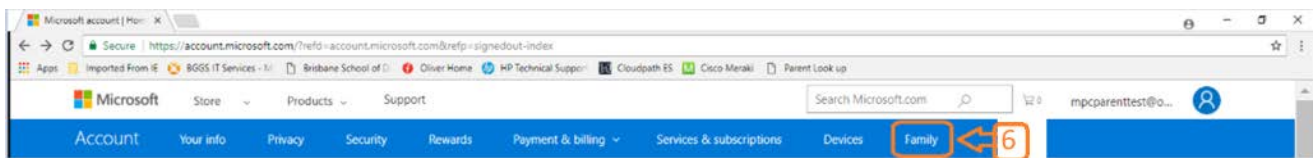
1. Click 'Sign in'



2. Enter 'Email Address'
3. Click 'Next'
4. Enter 'Password'
5. Click 'Sign in'



6. Click 'Family' Tab





BRISBANE GIRLS GRAMMAR SCHOOL

7. You can now set up Parental Control for your child's device. Click 'More Options'

